

STICKER INSTRUCTIONS

PROTOTYPE WINTER SERIES

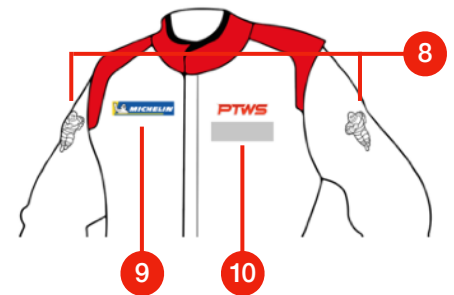



WINTER SERIES

GEDLICH RACING G

MANDATORY STICKER INSTRUCTIONS FOR PROTOTYPE WINTER SERIES 2025:

PTWS

- » Stickers will be handed over on WED - FRI before the Winter Series racing days
- » MANDATORY stickers: Failing stickers or invalid placing of stickers may lead to not passing scrutineering
- » Standard starting numbers are available on site at the Organiser's office. Maximum sizes: See legend below.
- » In case you want to print the stickers already in your workshop find the files and instructions here (Not mandatory, stickers will be provided by Gedlich on site): <https://winter-series.com/downloads/2025-PTWS-Sticker.zip>



STICKER LEGEND

NR.	AMT.	TYPE	POSITION	SIZE (WxH in MM)
1	4x	Michelin	Front and rear bumper, left + right	350 x 80
2	3x	Starting number plates	Side fenders left + right, middle of front	320 x 330
3	2x	Michelin	Side fenders left + right underneath (2)	350 x 80
4	2x	Alpha Live (or similar)	Rear quarter panel in front of the rear wheel	-
5	2x	Michelin man	Wing endplates left + right	H = 200
6	2x	PTWS mirror stickers	Wing mirrors left + right: Facing forward	W = 120
7	1x	PTWS windshield banner	Windshield (may be cut in length and height to fit above tear-offs)	1050 x 250
8	2x	Michelin racing suit sleeves	Michelin man: left + right or Michelin logo: left + right	H = 80 W = 80
9	1x	Michelin racing suit chest	Chest: right side	W = 120
10	1x	PTWS racing suit logo chest	Chest: left side (not mandatory)	W = 80